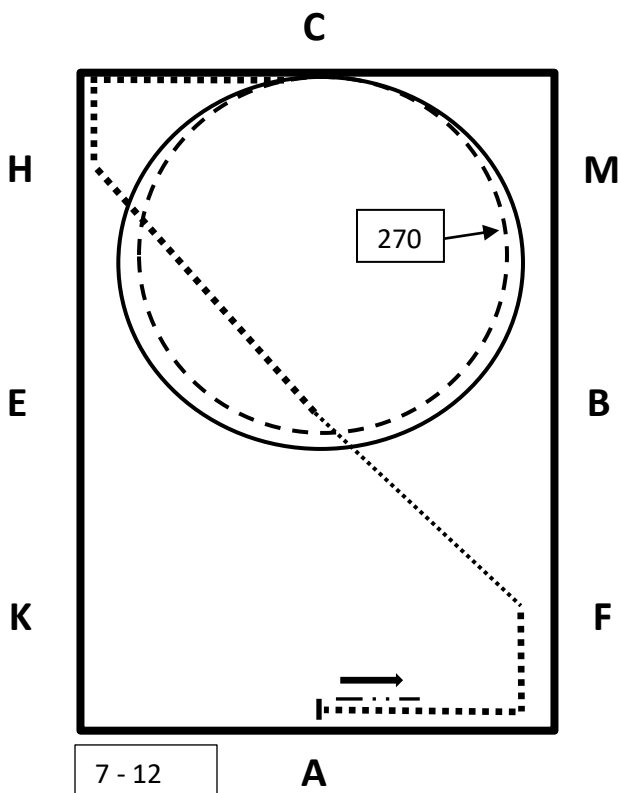
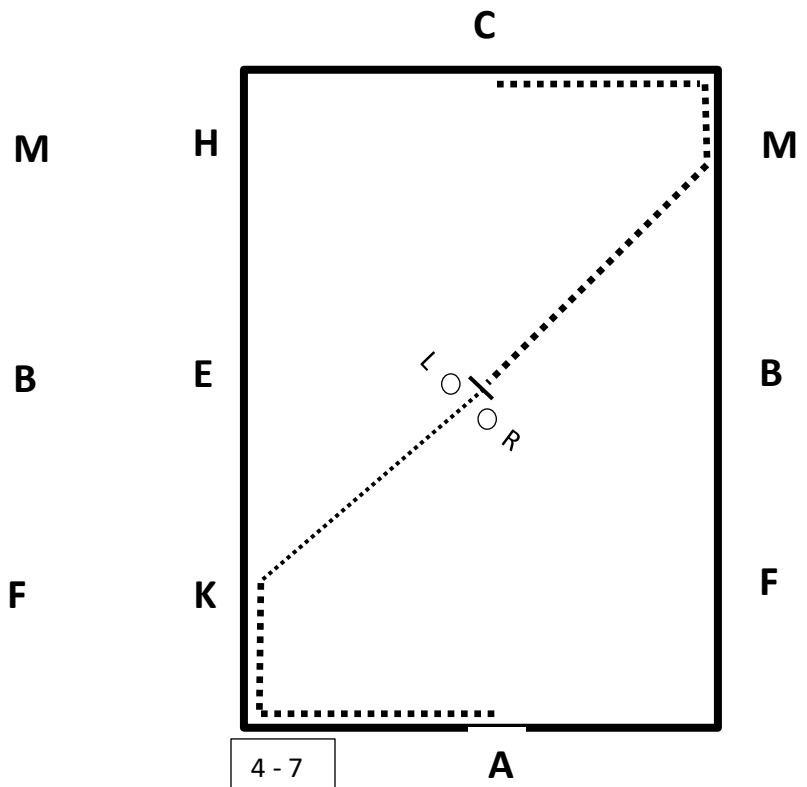
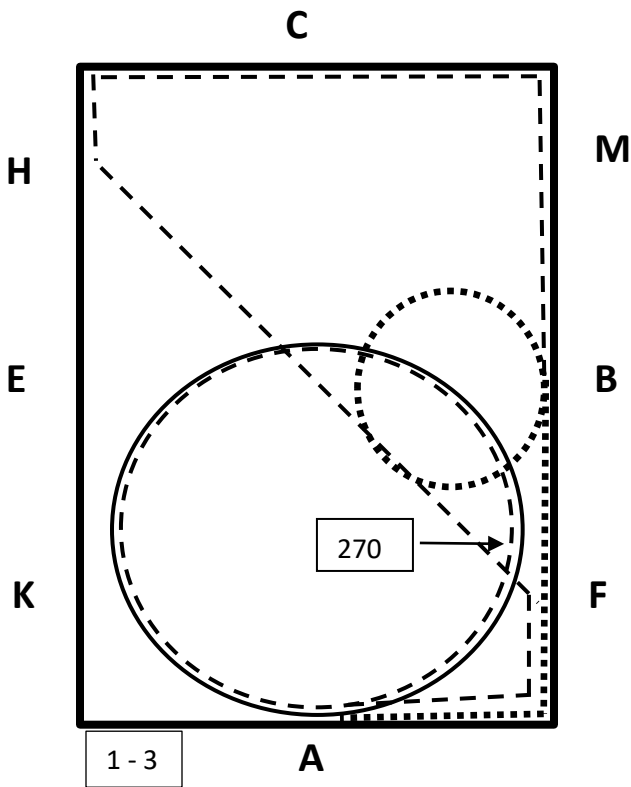


# HORSEMANSHIP – STUD BOOK



## Start at A on the left rein – Salute Judge

- 1) (A-B) Flat foot walk, (B) small circle left 10 – 15 meters.
- 2) (B) Transition to Foxtrot, (H-X-F) change rein at Foxtrot, (A) Foxtrot 270 degrees of a large circle right (20 meters) .
- 3) After 270 degrees of the circle, transition to a Flat foot walk; at (A) transition to a right lead lope. Circle right, large circle (20 meters). When approaching the close of the circle begin transition to Flat foot walk, (A-K) Flat foot walk.
- 4) (K-X) Slow (Trail) walk – loose rein – lengthen stride.
- 5) (X) Halt – 360 degree turn on hindquarter Left then 360 degree turn on hindquarter right - stand quietly for 8 seconds.
- 7) Proceed at Flat foot walk to (M). (M-C) Flat foot walk. (C) Foxtrot 270 degrees of a large circle left (20 meters).
- 8) After 270 degrees of the circle, transition to a Flat foot walk, at (C) left lead lope, circle left, large circle (20 meters).
- 9) When approaching the close of the circle begin transition to Flat foot walk - (C-H-X) Flat foot walk.
- 10) (X-F) Slow (Trail) walk – loose rein – lengthen stride.
- 11) (F-A) Flat foot walk
- 12) (A) Halt, back 6 – 8 steps, wait to be dismissed