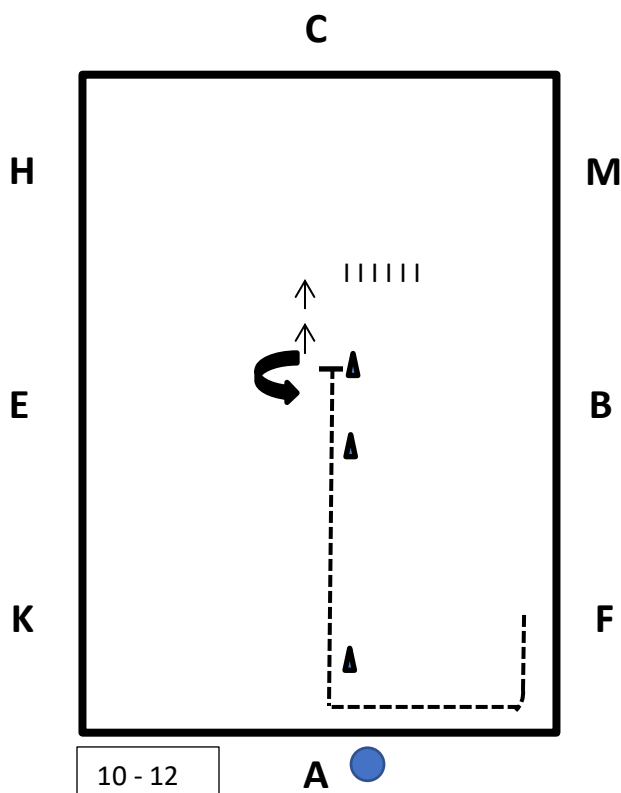
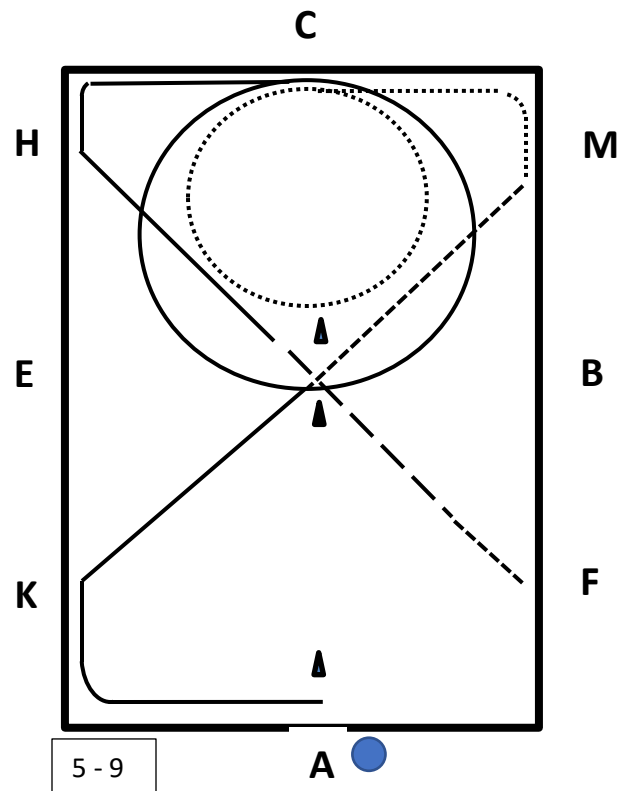
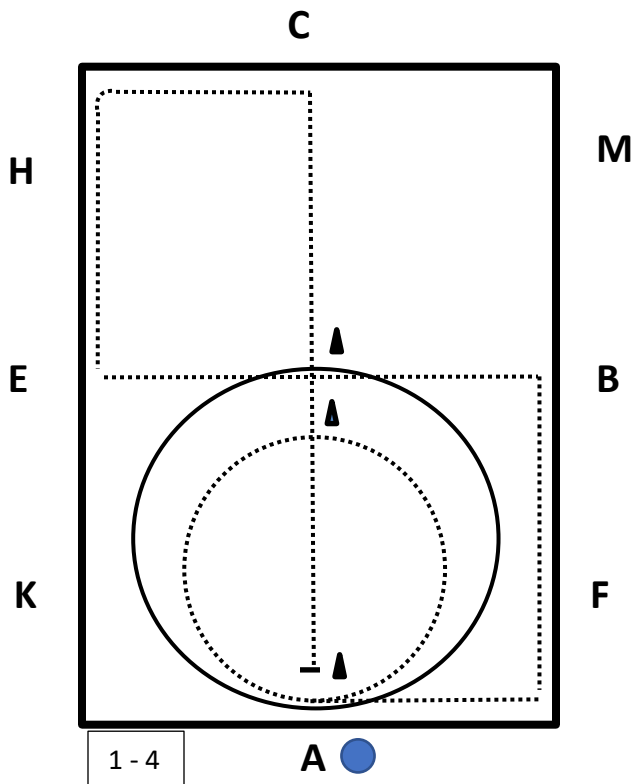



HORSEMANSHIP – 3GAIT CLASSES: #603



 Position of Camera / Judge

Trail walk to the first cone and greet

Develop a Foxtrot down the center line of arena, at the end of arena (C), track left.

2) In the middle of the arena (E) track left between cones to other side of arena (B).

3) Track right to the end of arena (A), circle right, medium circle (approx. 15 meters).

4) When approaching the close of the circle (A), transition to a right lead lope. Circle right, large circle (approx. 20 meters).

5) At the close of the circle, continue around the corner of arena and change the rein as indicated (KXM),

6) Transition to the Flat foot walk between the two cones.

7) Upon reaching the right side of the arena track left and transition to the foxtrot. At the center of the arena (C), circle left medium circle (approx. 15 meters).

8) When approaching the close of the circle (C), transition to a left lead lope. Circle Left, Large circle (20 meters)

9) At the close of the circle, continue around corner of arena and change the rein as indicated (HXF). As you approach the two cones, transition to the Trail Walk. Before reaching the right side of the arena (F), transition to the Flat foot walk.

10) Continue around the corner of the arena and turn down centerline.

11) Halt at third cone for 4 seconds. Execute a 180 degree turn on the haunches to the left, back 4-6 steps and sidepass 4-6 steps. Stop and stand quietly.

12) Greeting, sit off and show bit.